

FP2020 2015-2016 PROGRESS REPORT
































INDICATOR NO. 1 ESTIMATE TABLE

DATA REGENCY

Since Core Indicator data come from multiple sources, there are variations in data recency across indicators and countries. To indicate how recent the latest available data are, some of the estimate tables in this report show one of three symbols next to country names:

-  - **prior to 2009**
-  - **2009-2011**
-  - **2012 to present**

Number of additional users of modern methods of contraception











REGENCY	COUNTRY	2012	2013	2014	2015	2016
	Afghanistan	0	51,000	106,000	200,000	296,000
	Bangladesh	0	276,000	509,000	875,000	1,305,000
	Benin	0	41,000	91,000	135,000	171,000
	Bhutan	0	3,000	6,000	9,000	12,000
	Bolivia	0	29,000	58,000	89,000	119,000
	Burkina Faso	0	60,000	128,000	196,000	294,000
	Burundi	0	22,000	46,000	68,000	101,000
	Cambodia	0	47,000	92,000	142,000	191,000
	Cameroon	0	60,000	130,000	203,000	285,000
	CAR	0	12,000	22,000	36,000	48,000
	Chad	0	16,000	36,000	49,000	63,000
	Comoros	0	1,000	3,000	5,000	7,000
	Congo	0	7,000	13,000	21,000	39,000
	Côte d'Ivoire	0	48,000	22,000	87,000	155,000
	Djibouti	0	2,000	5,000	8,000	11,000
	DPR Korea	0	13,000	16,000	16,000	7,000
	DR Congo	0	63,000	230,000	405,000	568,000
	Egypt	0	142,000	292,000	569,000	812,000
	Eritrea	0	6,000	14,000	23,000	33,000
	Ethiopia	0	543,000	1,151,000	1,462,000	1,983,000
	Gambia	0	0	2,000	5,000	8,000
	Ghana	0	31,000	64,000	325,000	390,000
	Guinea	0	22,000	47,000	72,000	98,000
	Guinea-Bissau	0	4,000	8,000	13,000	18,000
	Haiti	0	27,000	51,000	79,000	106,000
	Honduras	0	23,000	45,000	68,000	90,000
	India	0	1,585,000	3,136,000	4,636,000	7,680,000
	Indonesia	0	692,000	885,000	764,000	1,160,000
	Iraq	0	102,000	197,000	294,000	388,000
	Kenya	0	290,000	589,000	948,000	1,154,000
	Kyrgyzstan	0	13,000	27,000	35,000	44,000
	Lao PDR	0	40,000	62,000	81,000	102,000
	Lesotho	0	14,000	28,000	36,000	42,000
	Liberia	0	21,000	33,000	45,000	60,000
	Madagascar	0	106,000	213,000	328,000	438,000
	Malawi	0	164,000	297,000	357,000	455,000

DEFINITION:

The number of additional women (or their partners) of reproductive age currently using a modern contraceptive method compared to 2012.

SOURCE:

UN Population Division (for number of women of reproductive age); Family Planning Estimation Tool (FPET) for mCPR, using all available household surveys such as DHS, PMA2020, MICS, RHS and comparable national sources, including service statistics where possible.

REGENCY	COUNTRY	2012	2013	2014	2015	2016
	Mali	0	62,000	133,000	170,000	210,000
	Mauritania	0	4,000	10,000	16,000	21,000
	Mongolia	0	1,000	4,000	7,000	8,000
	Mozambique	0	231,000	534,000	853,000	1,004,000
	Myanmar	0	140,000	276,000	415,000	554,000
	Nepal	0	125,000	246,000	364,000	493,000
	Nicaragua	0	10,000	21,000	29,000	42,000
	Niger	0	34,000	71,000	106,000	151,000
	Nigeria	0	0	570,000	1,184,000	1,628,000
	Pakistan	0	1,083,000	1,845,000	2,346,000	2,854,000
	Papua New Guinea	0	13,000	27,000	43,000	59,000
	Philippines	0	228,000	424,000	616,000	809,000
	Rwanda	0	39,000	81,000	120,000	162,000
	Sao Tome and Principe	0	0	1,000	1,000	2,000
	Senegal	0	81,000	142,000	182,000	215,000
	Sierra Leone	0	42,000	63,000	84,000	108,000
	Solomon Islands	0	1,000	2,000	3,000	4,000
	Somalia	0	4,000	12,000	19,000	28,000
	South Africa*	0	108,000	216,000	309,000	420,000
	South Sudan	0	8,000	18,000	31,000	42,000
	Sri Lanka	0	8,000	21,000	25,000	43,000
	State of Palestine	0	10,000	20,000	30,000	39,000
	Sudan	0	75,000	146,000	239,000	347,000
	Tajikistan	0	19,000	41,000	63,000	83,000
	Tanzania	0	167,000	354,000	544,000	798,000
	Timor-Leste	0	2,000	4,000	7,000	9,000
	Togo	0	21,000	41,000	65,000	86,000
	Uganda	0	94,000	187,000	438,000	613,000
	Uzbekistan	0	34,000	77,000	105,000	135,000
	Vietnam	0	0	0	0	0
	Yemen	0	83,000	166,000	249,000	334,000
	Zambia	0	85,000	154,000	228,000	300,000
	Zimbabwe	0	79,000	163,000	213,000	268,000
	Total	0	7,390,000	14,540,000	21,510,000	30,220,000
	Commitment-Making Countries	0	6,650,000	13,060,000	19,170,000	27,020,000

*Not included in totals.