

# FP2020 2015-2016 PROGRESS REPORT





































# INDICATOR NO. 8 ESTIMATE TABLE

## DATA REGENCY

Since Core Indicator data come from multiple sources, there are variations in data recency across indicators and countries. To indicate how recent the latest available data are, some of the estimate tables in this report show one of three symbols next to country names:

-  - **prior to 2009**
-  - **2009-2011**
-  - **2012 to present**

## Number of maternal deaths averted due to modern contraceptive use

REGENCY	COUNTRY	2012	2013	2014	2015	2016
	Afghanistan	500	500	500	600	700
	Bangladesh	5,000	5,000	5,000	5,000	5,000
	Benin	100	200	200	200	200
	Bhutan	20	20	20	20	20
	Bolivia	200	200	200	200	200
	Burkina Faso	400	400	500	500	600
	Burundi	600	600	700	700	700
	Cambodia	200	200	200	200	200
	Cameroon	900	900	1,000	1,000	1,000
	CAR	200	200	200	200	200
	Chad	100	100	200	200	200
	Comoros	10	10	10	10	10
	Congo	100	100	100	100	100
	Côte d'Ivoire	800	900	800	900	1,000
	Djibouti	10	10	10	10	10
	DPR Korea	100	100	100	100	100
	DR Congo	1,000	1,000	2,000	2,000	2,000
	Egypt	1,000	1,000	1,000	1,000	1,000
	Eritrea	60	60	70	80	80
	Ethiopia	3,000	4,000	4,000	4,000	5,000
	Gambia	40	40	50	50	60
	Ghana	600	700	700	800	900
	Guinea	200	200	200	300	300
	Guinea-Bissau	50	50	60	60	70
	Haiti	300	300	300	300	300
	Honduras	100	100	100	100	100
	India	40,000	41,000	41,000	42,000	43,000
	Indonesia	14,000	14,000	14,000	14,000	14,000
	Iraq	100	100	100	100	100
	Kenya	4,000	4,000	4,000	5,000	5,000
	Kyrgyzstan	50	50	50	50	50
	Lao PDR	100	100	100	100	100
	Lesotho	100	200	200	200	200
	Liberia	200	200	300	300	300
	Madagascar	1,000	1,000	1,000	1,000	2,000
	Malawi	1,000	2,000	2,000	2,000	2,000
	Mali	400	500	600	600	700

**DEFINITION:**

The number of maternal deaths that did not occur during a specified reference period as a result of the protection provided by modern contraceptive use during the reference period.

**SOURCE:**

Core Indicator 1-9 Calculator, using country, regional and global parameters from surveys and other sources.

REGENCY	COUNTRY	2012	2013	2014	2015	2016
	Mauritania	60	70	80	80	90
	Mongolia	5	5	5	5	5
	Mozambique	900	1,000	1,000	1,000	1,000
	Myanmar	1,000	1,000	1,000	1,000	1,000
	Nepal	1,000	1,000	1,000	1,000	1,000
	Nicaragua	100	200	200	200	200
	Niger	300	300	300	400	400
	Nigeria	6,000	6,000	7,000	8,000	9,000
	Pakistan	2,000	2,000	2,000	2,000	3,000
	Papua New Guinea	100	100	100	100	100
	Philippines	800	800	800	900	900
	Rwanda	400	400	400	500	500
	Sao Tome and Principe	5	5	5	5	5
	Senegal	200	300	300	300	400
	Sierra Leone	700	800	800	900	1,000
	Solomon Islands	5	5	5	5	5
	Somalia	50	50	60	80	90
	South Africa*	2,000	2,000	2,000	2,000	2,000
	South Sudan	70	80	90	100	100
	Sri Lanka	100	100	100	100	100
	State of Palestine	10	20	20	20	20
	Sudan	800	900	900	1,000	1,000
	Tajikistan	20	20	20	20	30
	Tanzania	2,000	2,000	2,000	2,000	2,000
	Timor-Leste	10	10	10	10	10
	Togo	100	200	200	200	200
	Uganda	1,000	1,000	1,000	1,000	1,000
	Uzbekistan	200	200	200	200	200
	Vietnam	800	800	800	800	800
	Yemen	600	600	700	700	800
	Zambia	800	800	900	1,000	1,000
	Zimbabwe	1,000	1,000	1,000	1,000	1,000
	<b>Total</b>	<b>105,000</b>	<b>109,000</b>	<b>114,000</b>	<b>119,000</b>	<b>124,000</b>
		<i>Additional from 2012 Levels</i>	<i>4,000</i>	<i>9,000</i>	<i>14,000</i>	<i>19,000</i>
	<b>Commitment-Making Total</b>	<b>99,000</b>	<b>103,000</b>	<b>108,000</b>	<b>112,000</b>	<b>116,000</b>

\*Not included in totals.

**Note:** The full estimate table, with figures for 2012-2016, is available in the digital version of the progress report at [familyplanning2020.org/progress](http://familyplanning2020.org/progress).