

# FP2020 2015-2016 PROGRESS REPORT



































# INDICATOR NO. 9 ESTIMATE TABLE

## DATA REGENCY

Since Core Indicator data come from multiple sources, there are variations in data recency across indicators and countries. To indicate how recent the latest available data are, some of the estimate tables in this report show one of three symbols next to country names:

-  - **prior to 2009**
-  - **2009-2011**
-  - **2012 to present**

## Percentage of women using each modern method of contraception



































REGENCY	COUNTRY	PERMANENT		LONG-ACTING	
		STERILIZATION (FEMALE)	STERILIZATION (MALE)	IUD	IMPLANT
	Afghanistan	9.1%	0.0%	7.1%	1.0%
	Bangladesh	8.5%	2.2%	1.1%	3.2%
	Benin	1.6%	0.0%	8.1%	21.8%
	Bhutan	10.9%	19.3%	5.7%	0.2%
	Bolivia	17.9%	0.4%	23.3%	0.0%
	Burkina Faso	0.5%	0.0%	2.9%	39.6%
	Burundi	1.0%	0.3%	10.6%	13.2%
	Cambodia	8.3%	0.4%	11.3%	5.7%
	Cameroon	1.2%	0.0%	1.9%	8.1%
	CAR	2.2%	0.0%	0.0%	2.2%
	Chad	5.0%	0.0%	0.0%	25.0%
	Comoros	6.1%	0.0%	0.0%	11.2%
	Congo	1.1%	0.0%	0.0%	2.2%
	Côte d'Ivoire	0.7%	0.0%	0.7%	0.7%
	Djibouti	0.0%	0.0%	0.0%	3.3%
	DPR Korea	4.9%	0.0%	94.0%	0.0%
	DR Congo	6.3%	0.0%	1.3%	6.3%
	Egypt	2.1%	0.0%	52.9%	0.9%
	Eritrea	1.9%	0.0%	5.8%	0.0%
	Ethiopia	0.4%	0.0%	2.9%	12.3%
	Gambia	6.2%	0.0%	4.6%	7.7%
	Ghana	2.1%	0.4%	2.1%	17.8%
	Guinea	1.4%	0.0%	2.8%	1.4%
	Guinea-Bissau	1.4%	0.0%	24.1%	22.8%
	Haiti	4.2%	0.5%	0.0%	5.1%
	Honduras	37.1%	0.5%	10.7%	0.0%
	India	75.5%	1.0%	3.2%	0.0%
	Indonesia	6.4%	0.2%	8.1%	7.5%
	Iraq	8.6%	0.0%	26.0%	0.3%
	Kenya	5.6%	0.0%	5.9%	18.2%
	Kyrgyzstan	3.3%	0.0%	56.1%	0.0%
	Lao PDR	10.7%	0.0%	3.7%	0.2%
	Lesotho	2.3%	0.0%	2.1%	2.5%
	Liberia	1.0%	0.0%	0.0%	11.2%

**DEFINITION:**

The percentage of total family planning users using each modern method of contraception.

**SOURCE:**

Most recent survey, which may be: DHS, MICS, PMA2020, other national surveys.




































REGENCY	COUNTRY	SHORT-TERM					SOURCE	POPULATION
		INJECT-ABLES	PILL	CONDOMS (MALE)	LAM*	OTHER MODERN METHODS		
	Afghanistan	24.9%	34.5%	16.8%	6.6%	0.0%	2015 pDHS	Married
	Bangladesh	23.0%	50.1%	11.9%	0.0%	0.0%	2014 DHS	Married
	Benin	29.0%	21.0%	9.7%	8.9%	0.0%	2014 MICS	Married
	Bhutan	44.2%	11.5%	8.4%	0.0%	0.0%	2010 MICS	Married
	Bolivia	30.8%	10.0%	15.0%	2.1%	0.4%	2008 DHS	All
	Burkina Faso	34.4%	13.4%	8.2%	0.0%	1.0%	2014-15 PMA2020 R1-R2	All
	Burundi	61.7%	9.6%	2.6%	1.0%	0.0%	2012 PMS	Married
	Cambodia	23.4%	45.3%	5.7%	0.0%	0.0%	2014 DHS	All
	Cameroon	28.0%	14.3%	46.0%	0.0%	0.6%	2014 MICS	Married
	CAR	5.4%	64.1%	26.1%	0.0%	0.0%	2010 MICS	Married
	Chad	52.5%	10.0%	7.5%	0.0%	0.0%	2014-15 pDHS	Married
	Comoros	37.8%	20.4%	19.4%	5.1%	0.0%	2012 DHS	All
	Congo	15.7%	25.4%	50.3%	4.9%	0.5%	2014-15 MICS	Married
	Côte d'Ivoire	13.6%	43.6%	35.7%	2.9%	2.1%	2011-12 DHS	All
	Djibouti	33.9%	60.6%	0.0%	0.0%	2.2%	2012 PAPFAM	Married
	DPR Korea	0.3%	0.3%	0.3%	0.0%	0.2%	2010 RHS	Married
	DR Congo	11.3%	8.8%	58.8%	0.0%	7.5%	2013-14 DHS	All
	Egypt	14.9%	28.1%	0.9%	0.0%	0.2%	2014 DHS	Married
	Eritrea	34.6%	19.2%	11.5%	26.9%	0.0%	2002 DHS	All
	Ethiopia	76.4%	6.5%	1.1%	0.0%	0.4%	2014 Mini-DHS	All
	Gambia	46.2%	23.1%	12.3%	0.0%	0.0%	2013 DHS	All
	Ghana	36.0%	16.1%	10.6%	0.4%	14.4%	2015 PMA2020 R4	All
	Guinea	22.5%	22.5%	33.8%	15.5%	0.0%	2012 DHS	All
	Guinea-Bissau	9.7%	10.3%	11.7%	16.6%	3.4%	2014 MICS	Married
	Haiti	54.2%	7.9%	26.9%	0.9%	0.5%	2012 DHS	All
	Honduras	26.1%	17.2%	8.4%	0.0%	0.0%	2011-12 DHS	All
	India	0.0%	8.0%	12.3%	0.0%	0.0%	2012-13 Multiple**	Married
	Indonesia	45.1%	22.6%	2.6%	0.0%	7.5%	2015 PMA2020 R1	All
	Iraq	8.6%	43.8%	5.3%	6.4%	1.1%	2011 MICS	Married
	Kenya	47.9%	14.1%	7.9%	0.3%	0.0%	2014 DHS	All
	Kyrgyzstan	0.5%	10.3%	26.1%	3.8%	0.0%	2014 MICS	Married
	Lao PDR	31.8%	49.5%	2.6%	1.4%	0.0%	2011-12 MICS/DHS	Married
	Lesotho	34.8%	18.8%	39.6%	0.0%	0.0%	2014 DHS	All
	Liberia	60.7%	21.4%	4.9%	0.0%	1.0%	2013 DHS	All

\*Lactational Amenorrhea Method (LAM) was excluded from mCPR in Chad, CAR, Cameroon, and Somalia due to unusually high levels reported in MICS surveys.

\*\*National Family Health Survey (NFHS4), and pooled Annual Health Survey (AHS) and District Level Household and Facility Survey (DLHS).

Indicator No. 9  
(continued)

Percentage of women using each modern  
method of contraception

REGENCY	COUNTRY	PERMANENT		LONG-ACTING	
		STERILIZATION (FEMALE)	STERILIZATION (MALE)	IUD	IMPLANT
	Madagascar	4.2%	0.0%	2.1%	7.8%
	Malawi	17.8%	0.2%	1.7%	16.4%
	Mali	1.1%	0.0%	3.2%	25.5%
	Mauritania	2.0%	2.0%	9.0%	9.0%
	Mongolia	6.7%	0.0%	48.9%	1.0%
	Mozambique	1.7%	0.0%	1.7%	0.0%
	Myanmar	7.9%	0.9%	4.6%	0.2%
	Nepal	38.1%	10.0%	3.6%	2.8%
	Nicaragua	38.9%	0.5%	4.6%	0.0%
	Niger	0.9%	0.0%	0.9%	2.7%
	Nigeria	2.7%	0.0%	7.1%	2.7%
	Pakistan	33.2%	1.1%	8.8%	0.0%
	Papua New Guinea	35.8%	1.7%	0.0%	0.0%
	Philippines	22.9%	0.4%	9.3%	0.0%
	Rwanda	2.5%	0.4%	2.3%	16.2%
	Sao Tome and Principe	1.6%	0.3%	5.6%	6.7%
	Senegal	2.0%	0.0%	4.1%	23.8%
	Sierra Leone	1.4%	0.0%	1.0%	18.4%
	Solomon Islands	45.4%	1.0%	6.8%	0.0%
	Somalia	0.0%	0.0%	9.1%	0.0%
	South Africa	14.5%	0.6%	1.2%	0.0%
	South Sudan	5.9%	0.0%	0.0%	0.0%
	Sri Lanka	32.1%	1.3%	12.0%	0.6%
	State of Palestine	4.1%	0.0%	59.3%	0.0%
	Sudan	0.0%	0.0%	3.5%	2.6%
	Tajikistan	2.3%	0.0%	72.4%	0.0%
	Tanzania	10.6%	0.3%	2.8%	20.9%
	Timor-Leste	3.9%	0.0%	6.3%	3.9%
	Togo	1.2%	0.0%	3.6%	20.4%
	Uganda	5.9%	0.4%	1.2%	16.1%
	Uzbekistan	3.4%	0.2%	80.3%	0.2%
	Viet Nam	4.9%	0.2%	49.6%	0.4%
	Yemen	7.9%	0.3%	20.2%	2.1%
	Zambia	4.0%	0.0%	2.8%	12.9%
	Zimbabwe	2.2%	0.0%	0.5%	5.4%

**DEFINITION:**

The percentage of total family planning users using each modern method of contraception.

**SOURCE:**

Most recent survey, which may be: DHS, MICS, PMA2020, other national surveys.

REGENCY	COUNTRY	SHORT-TERM					SOURCE	POPULATION
		INJECTABLES	PILL	CONDOMS (MALE)	LAM*	OTHER MODERN METHODS		
	Madagascar	59.6%	19.8%	3.0%	3.6%	0.0%	2012-13 EN OMD	All
	Malawi	56.2%	3.8%	3.8%	0.0%	0.0%	2014 MICS	Married
	Mali	40.4%	27.7%	2.1%	0.0%	0.0%	2012-13 DHS	All
	Mauritania	13.0%	60.0%	4.0%	1.0%	0.0%	2011 MICS	Married
	Mongolia	7.7%	18.1%	17.7%	0.0%	0.0%	2013 SISS	Married
	Mozambique	35.5%	35.5%	24.8%	0.8%	0.0%	2011 DHS	All
	Myanmar	60.2%	25.2%	0.9%	0.2%	0.0%	2010 MICS	Married
	Nepal	27.5%	10.0%	7.8%	0.0%	0.2%	2014 MICS	Married
	Nicaragua	33.9%	14.8%	7.0%	0.0%	0.3%	2011-12 National	Married
	Niger	17.3%	45.5%	0.9%	31.8%	0.0%	2012 DHS	All
	Nigeria	22.3%	17.0%	40.2%	2.7%	5.4%	2013 DHS	All
	Pakistan	10.7%	6.1%	33.6%	5.7%	0.8%	2012-13 DHS	Married
	Papua New Guinea	36.9%	18.4%	7.3%	0.0%	0.0%	2006 National Survey	All
	Philippines	9.7%	50.0%	5.9%	1.3%	0.4%	2013 DHS	All
	Rwanda	50.6%	17.7%	8.0%	0.4%	1.7%	2014-15 DHS	Married
	Sao Tome and Principe	31.0%	39.6%	15.2%	0.0%	0.0%	2014 MICS	Married
	Senegal	38.8%	24.5%	6.1%	0.7%	0.0%	2014 DHS	All
	Sierra Leone	47.3%	24.6%	3.4%	3.4%	0.5%	2013 DHS	All
	Solomon Islands	32.2%	4.4%	9.8%	0.5%	0.0%	2006-07 DHS	All
	Somalia	18.2%	72.7%	0.0%	0.0%	0.0%	2006 MICS	Married
	South Africa	53.2%	17.9%	12.4%	0.2%	0.0%	2003 DHS	All
	South Sudan	23.5%	17.6%	23.5%	29.4%	0.0%	2010 SHHS2	Married
	Sri Lanka	28.5%	15.0%	10.4%	0.2%	0.0%	2006-07 DHS	Married
	State of Palestine	2.0%	18.1%	12.7%	3.6%	0.2%	2014 MICS	Married
	Sudan	12.2%	78.3%	0.0%	3.5%	0.0%	2014 MICS	Married
	Tajikistan	7.5%	8.6%	8.6%	0.6%	0.0%	2012 DHS	All
	Tanzania	39.3%	17.1%	7.5%	1.6%	0.0%	2014 DHS	Married
	Timor-Leste	75.0%	7.8%	0.8%	0.0%	2.3%	2010 DHS	All
	Togo	30.5%	11.4%	32.3%	0.0%	0.6%	2013-14 DHS	All
	Uganda	51.8%	8.2%	14.1%	0.0%	2.4%	2015 PMA2020 R3	All
	Uzbekistan	4.4%	3.7%	3.6%	4.2%	0.2%	2006 MICS	Married
	Vietnam	3.0%	20.9%	21.1%	0.0%	0.0%	2013-14 MICS	Married
	Yemen	14.4%	39.7%	1.7%	13.7%	0.0%	2013 DHS	Married
	Zambia	42.5%	24.6%	11.1%	1.5%	0.6%	2013-14 DHS	All
	Zimbabwe	15.1%	67.4%	9.4%	0.2%	0.0%	2010-11 DHS	All

\*Lactational Amenorrhea Method (LAM) was excluded from mCPR in Chad, CAR, Cameroon, and Somalia due to unusually high levels reported in MICS surveys.